



















1. Contact Information

		Response Percent	Response Count
School:		100.0%	530
City/Town:		99.8%	529
School State:		99.2%	526
Country:		99.4%	527
Survey Contact:		100.0%	530
Email Address:		100.0%	530
		answered question	530
		skipped question	0








2. 1. Title of person(s) completing this form: (Check all that apply.)

		Response Percent	Response Count
Chapter Sponsor/Faculty Advisor		85.7%	454
Chapter President		13.2%	70
Other Chapter Officer		0.9%	5
Department Secretary		0.4%	2
Other (please specify)		2.1%	11
		answered question	530
		skipped question	0





3. 2. Chapter Meetings: Approximately how often does your chapter hold chapter meetings?

		Response Percent	Response Count
Weekly		4.4%	23
Every other week		11.8%	62
Monthly		33.8%	178
Every other month		15.4%	81
Once a semester		19.7%	104
Once a year		8.5%	45
Did not meet this year		6.5%	34
		answered question	527
		skipped question	3

4. 3. Officer Meetings: Approximately how often does your chapter hold officer meetings?

		Response Percent	Response Count
Weekly		6.6%	35
Every other week		12.7%	67
Monthly		28.0%	148
Every other month		13.6%	72
Once a semester		18.0%	95
Once a year		5.9%	31
Did not meet this year		15.3%	81
answered question			529
skipped question			1









5. 4. Induction Ceremonies: When does your chapter hold induction ceremonies for new members?

		Response Percent	Response Count
Spring		57.3%	303
Fall		12.7%	67
Spring and Fall		22.3%	118
No induction ceremonies this year		7.8%	41
answered question			529
skipped question			1












6. 5. New Members: How many new members did your chapter induct this year? (Include only those students who have been inducted into Sigma Tau Delta, and for whom the Central Office has received the one-time international induction fee of \$37.)

		Response Percent	Response Count
0		1.9%	10
1 to 5		24.2%	128
6 to 15		49.8%	264
16 to 30		18.3%	97
31 to 45		3.8%	20
46 to 60		1.5%	8
61 to 75		0.6%	3
76 to 90		0.0%	0
91 or more		0.0%	0
answered question			530
skipped question			0













7. 6. Chapter Membership: How would you categorize your chapter membership? (Check all that apply.)

		Response Percent	Response Count
Associate/pre-members (interested but not yet qualified for induction at the Society level)		12.5%	66
Undergraduates		95.1%	504
Graduate students		21.7%	115
Alumni (no longer students but continue to participate in chapter activities)		10.0%	53
English majors or minors		80.6%	427
English majors or minors seeking secondary teacher certification		45.8%	243
Non-English majors or minors		15.7%	83
Other (please specify)		4.5%	24
		answered question	530
		skipped question	0



8. 7. Minimum GPA-ENGLISH: What minimum GPA in ENGLISH does your chapter require for undergraduate membership?

		Response Percent	Response Count
3.0		56.4%	299
3.1		0.0%	0
3.2		6.2%	33
3.25		4.9%	26
3.3		6.6%	35
3.4		2.3%	12
3.5		16.6%	88
3.6		2.3%	12
3.7		0.6%	3
3.75		0.6%	3
3.8		0.0%	0
Varies		1.7%	9
Other (please specify)		1.9%	10
		answered question	530
		skipped question	0





9. 8. Minimum GPA-OVERALL: What minimum GPA OVERALL does your chapter require for undergraduate membership?

		Response Percent	Response Count
3.0		66.6%	353
3.1		0.8%	4
3.2		3.0%	16
3.25		2.5%	13
3.3		5.1%	27
3.4		1.3%	7
3.5		8.9%	47
3.6		1.1%	6
3.7		0.2%	1
3.75		0.2%	1
3.8		0.0%	0
Varies		5.5%	29
Other (please specify)		4.9%	26
		answered question	530
		skipped question	0

10. 9. Local Dues: Does your chapter collect local dues (in addition to the current one-time international induction fee of \$37)?

		Response Percent	Response Count
No		57.6%	304
Yes		42.4%	224
answered question			528
skipped question			2

11. If you answered 'Yes' above, how often does your chapter collect local dues?

		Response Percent	Response Count
One time only		68.3%	157
Once a year		23.0%	53
Each semester		7.8%	18
Other		0.9%	2
answered question			230
skipped question			300

12. If you answered 'Yes' above, how much are your chapter's local dues?

		Response Percent	Response Count
\$1-5		26.4%	60
\$6-10		33.9%	77
\$11-15		18.1%	41
\$16-20		8.4%	19
\$21-25		5.3%	12
\$26-30		2.6%	6
\$31-35		0.0%	0
\$36-50		4.8%	11
\$51+		0.4%	1
answered question			227
skipped question			303

13. 10. Chapter Image: How would you describe the image of your chapter in your department?

		Response Percent	Response Count
Excellent		45.5%	240
Good		41.5%	219
Fair		8.7%	46
Poor		0.4%	2
Not sure		4.0%	21
answered question			528
skipped question			2



14. 11. Chapter Image: How would you describe the image of your chapter on your campus?

		Response Percent	Response Count
Well known on campus		8.1%	43
Somewhat known outside the English Department		57.8%	306
Not known outside the English Department		31.2%	165
Not sure		2.8%	15
answered question			529
skipped question			1




15. 12. Chapter Officers: When does your chapter elect chapter officers?

		Response Percent	Response Count
Fall		20.6%	108
Spring		55.8%	293
Varies		17.9%	94
Other		5.7%	30
answered question			525
skipped question			5


16. 13. Chapter Officers: Are retiring officers required to meet with new ones to discuss chapter operation and job duties?

		Response Percent	Response Count
Yes		55.7%	289
No		44.3%	230
answered question			519
skipped question			11





17. 14. Chapter Officers: Are the names and email addresses of current officers entered in the Chapter Officers section of Write Away (Sigma Tau Delta's online chapter management system)?

		Response Percent	Response Count
Yes		47.2%	249
No		22.8%	120
Not sure		30.0%	158
answered question			527
skipped question			3


















18. No Activities

		Response Percent	Response Count
No chapter activities during this time period. (Click the button to the left, scroll to the bottom of the page, and click the [Next Page] button).		100.0%	42
answered question			42
skipped question			488

19. Ceremonies

		Response Percent	Response Count
New member induction		96.2%	459
New officer installation		32.7%	156
Recognition (members/graduates/faculty)		31.4%	150
Other (please specify)		5.5%	26
		answered question	477
		skipped question	53










20. Fundraising

		Response Percent	Response Count
Auction/rummage sales		4.1%	13
Book drives/book sales		57.7%	183
Collections/donations (e.g., donation jar in English Dept.)		17.0%	54
Contests/competitions		15.8%	50
Craft sales (e.g., book marks/covers/bags, cards, buttons)		6.0%	19
Food sales		37.2%	118
Grant/financial assistance applications (e.g., written request to dept., college, student government, dean)		18.3%	58
Partnerships/collaborations with area businesses (e.g., receipt collection, coupon resale, percentage of sales)		5.0%	16
Publication sales		3.2%	10
Recycling		3.2%	10
Schoolwide fund drives		5.0%	16
Service sales (e.g., car wash, office chores, proofreading, yard work)		3.5%	11
Sponsorships (e.g., travel funds from dept., school, family, friends)		14.5%	46
Ticket sales (e.g., raffles, events)		4.1%	13
T-shirt/merchandise sales		20.2%	64
Walks/runs/sporting events		4.1%	13
Other (please specify)		13.2%	42

answered question 317

skipped question 213










21. Gatherings

		Response Percent	Response Count
Academic theme		53.6%	210
Film/theatre theme		26.5%	104
Food theme		21.4%	84
Holiday theme		27.8%	109
Literary theme		55.6%	218
Meet & Greet theme		28.8%	113
Seasonal theme		16.3%	64
Social/party theme		42.9%	168
Other (please specify)		9.2%	36
		answered question	392
		skipped question	138








22. Literary

		Response Percent	Response Count
Book exchange/club		17.3%	66
Conference, local/regional		19.6%	75
Convention, Sigma Tau Delta International		33.8%	129
Festival/series		7.6%	29
Field trips		14.1%	54
Film screenings		21.2%	81
Games/competitions		12.8%	49
Off-campus readings (e.g., bookstore, coffee shop, library, school, community event)		18.8%	72
On-campus readings (faculty/student)		48.7%	186
Speaker presentations		30.4%	116
Theatre trips/productions		11.5%	44
Workshops		16.5%	63
Other (please specify)		9.4%	36
		answered question	382
		skipped question	148

















23. Partnerships


		Response Percent	Response Count
Area K-12 schools		22.4%	57
Local community (e.g., campaigns/events, charitable organizations/programs, hospitals, libraries, nursing homes)		35.4%	90
National/international (e.g., campaigns/events, charitable organizations/programs)		9.1%	23
On-campus (e.g., your school, other departments, other campus organizations/clubs)		61.4%	156
Other colleges or universities		5.9%	15
Other honor societies		13.8%	35
Other Sigma Tau Delta chapters		8.7%	22
National English Honor Society (NEHS) chapters at local high schools		1.6%	4
Other (please specify)		3.9%	10
		answered question	254
		skipped question	276

24. Recruitment













		Response Percent	Response Count
Outreach activities (e.g., classroom visits, exhibits at various locations/events)		33.6%	128
Outreach events (e.g., meet-n-greets, welcome for freshmen/new majors)		37.5%	143
Outreach online (e.g., email, website, Facebook, and/or blog promotions)		44.4%	169
Promotional hand-outs (e.g., chapter flyer, brochure, application, button)		42.5%	162
Promotional media (e.g., poster, bulletin board, display, video)		31.0%	118
Targeted membership drive (e.g., email, letter, or personal invitations to qualified students)		67.2%	256
Other (please specify)		3.4%	13
answered question			381
skipped question			149

25. Service

		Response Percent	Response Count
Book drives/Better World Books (BWB)		32.2%	104
Book drives/distributions (other than BWB)		22.3%	72
Fostering literacy in schools		19.8%	64
Fostering literacy in the community		19.8%	64
Fostering literacy for children		19.2%	62
Fostering literacy for teens		5.9%	19
Fostering literacy for adults		4.3%	14
Fostering literacy for elderly		1.9%	6
Fostering literacy for disadvantaged		3.7%	12
Fostering literacy for literacy programs/organizations		4.0%	13
Fundraising, community (e.g., charitable causes/programs/organizations)		13.9%	45
Fundraising, on-campus (e.g., school/departments/campus organizations)		17.6%	57
Mentoring/tutoring (off-campus, community)		7.7%	25
Mentoring/tutoring (on-campus)		18.9%	61
Service work, community (e.g., charitable causes/programs/organizations)		18.9%	61
Service work, on-campus (e.g., school/departments/campus organizations)		20.1%	65

Other (please specify)		6.5%	21
answered question			323
skipped question			207

26. Writing and Publishing

		Response Percent	Response Count
Chapter Facebook page		49.0%	146
Chapter newsletter		5.0%	15
Chapter website/blog (please enter your web address in Write Away!)		12.4%	37
Literary Arts Journal		21.8%	65
Sigma Tau Delta international convention submissions		41.6%	124
Sigma Tau Delta regional conference submissions		11.4%	34
Sigma Tau Delta journal submissions (The Rectangle; The Sigma Tau Delta Review)		30.2%	90
Sigma Tau Delta newsletter submissions, international		2.3%	7
Sigma Tau Delta website/blog submissions (e.g., chapter spotlights, event write-ups, advice articles, etc.)		3.0%	9
Sigma Tau Delta scholarship/award/grant applications		24.8%	74
Non-Sigma Tau Delta paper/article submissions		27.2%	81
Other (please specify)		6.7%	20
answered question			298

skipped question

232

27. 16. (Optional) Most Noteworthy Activity: Please share your chapter's single most noteworthy 2011-2012 activity. (TEXT LIMIT: 500 CHARACTERS--APPROXIMATELY 7 LINES)

Response
Count

258

answered question

258


skipped question

272

28. 17. Future Plans: Has your chapter started planning 2012-2013 activities?

Response
Percent Response
Count

Yes



61.3%

318

No



38.7%

201











answered question

519







skipped question

11

















29. 18. Sigma Tau Delta Resources: Where does your chapter currently access Society news/information/resources? (Check all that apply.)

		Response Percent	Response Count
Sigma Tau Delta website (www.english.org)		94.7%	496
Sigma Tau Delta broadcast email, including eNews		52.5%	275
The Sigma Tau Delta Newsletter		40.1%	210
Sigma Tau Delta Facebook Page		14.5%	76
Sigma Tau Delta Student Leadership Blog (now WORDY by Nature)		6.7%	35
Sigma Tau Delta regional representatives (e.g., Regent, Student Representatives)		6.1%	32
Sigma Tau Delta International Convention		21.6%	113
Sigma Tau Delta regional conferences and/or events		3.8%	20
Other Sigma Tau Delta chapters		3.2%	17
Other (please specify)		1.9%	10
		answered question	524
		skipped question	6

30. 19. Social Media Sites: Which of the following social media sites would you or your chapter use to access or post information about Sigma Tau Delta? (Check all that apply.)

		Response Percent	Response Count
Facebook		94.8%	362
LinkedIn		5.5%	21
Pinterest		2.9%	11
Twitter		15.4%	59
YouTube		9.9%	38
Other (please specify)		7.6%	29
		answered question	382
		skipped question	148

31. 20. Guidance: Please check areas where your Sigma Tau Delta Regent, Student Representatives, Board of Directors, and/or the Central Office could be of assistance to your chapter. (Check all that apply.)







		Response Percent	Response Count
Chapter activity ideas		57.6%	239
Chapter administration		11.3%	47
Chapter faculty leadership		12.3%	51
Chapter fundraising		40.0%	166
Chapter reactivation		3.6%	15
Chapter service project ideas		38.1%	158
Chapter student leadership		24.1%	100
Connecting/partnering with other chapters		37.8%	157
Involving distance (online) and/or commuter students		12.5%	52
Member motivation/engagement		38.1%	158
Member recruitment		22.2%	92
Promoting Sigma Tau Delta convention/conference opportunities		32.8%	136
Promoting Sigma Tau Delta publishing opportunities		39.3%	163
Promoting Sigma Tau Delta scholarship and award opportunities		41.9%	174
Recognition/visibility on campus		31.3%	130
Other (please specify)		1.7%	7
answered question			415
skipped question			115

32. School Information: To help us better understand and respond to the unique needs and characteristics of your chapter, please tell us how you would describe your school. (Check all that apply.)

		Response Percent	Response Count
College		30.2%	159
University		71.2%	375
Public		36.6%	193
Private		48.4%	255
Parochial (religiously affiliated)		27.1%	143
Historically Black College/University (HBCU)		5.1%	27
Commuter (majority of students live off-campus and commute to school)		21.3%	112
Non-commuter (majority of students live on or near campus)		39.1%	206
Distance/virtual/online		3.2%	17
Enrollment: up to 999 students		7.2%	38
Enrollment: 1,000-4,999 students		48.2%	254
Enrollment: 5,000-14,999 students		26.9%	142
Enrollment: 15,000 or more students		11.4%	60
Urban		27.3%	144
Suburban		29.4%	155
Rural		28.3%	149
Country: U.S.		82.2%	433
Country: Non-U.S.		0.6%	3

Other (please specify)		4.9%	26
		answered question	527
		skipped question	3

33. (Optional) Survey Feedback: What did you LIKE about this survey? (Check all that apply.)

		Response Percent	Response Count
Educational value/good source of ideas		35.2%	163
Multiple-choice format		81.2%	376
Online completion and submission		82.3%	381
Short completion time		84.9%	393
Summary of survey results available online		28.9%	134
Other (please specify)		1.5%	7
		answered question	463
		skipped question	67

34. (Optional) Survey Feedback: How could we IMPROVE this survey?

	Response Count
	36
answered question	36
skipped question	494