

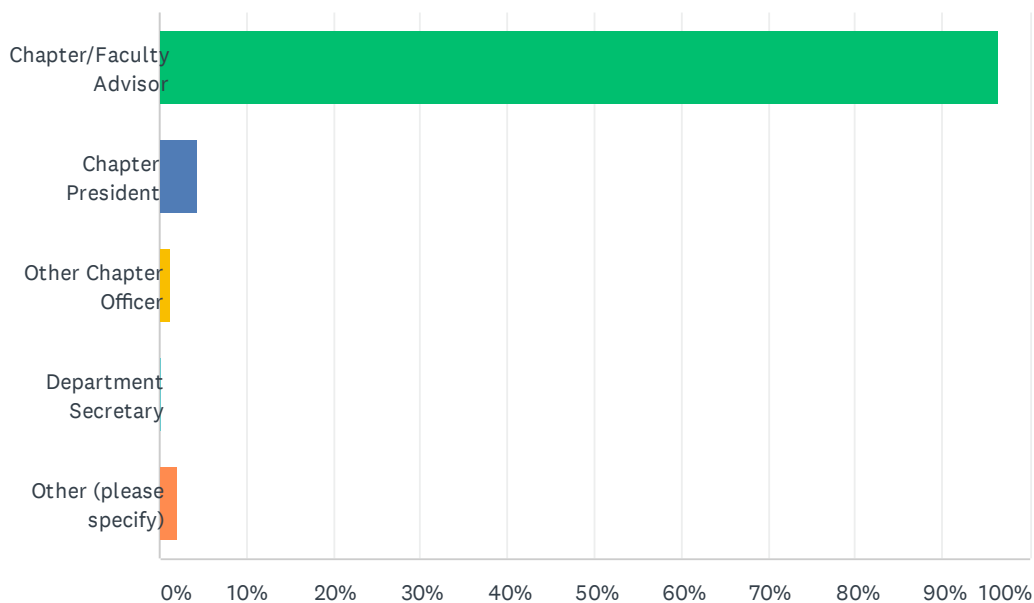
Q1 Contact Information (Do not abbreviate.)

Answered: 492 Skipped: 0

ANSWER CHOICES	RESPONSES	
School:	100.00%	492
Company:	0.00%	0
Address:	0.00%	0
Address 2:	0.00%	0
City/Town:	97.76%	481
School State:	97.15%	478
ZIP:	0.00%	0
Country:	93.70%	461
Survey Contact:	100.00%	492
Email Address:	100.00%	492

Q2 Title of person(s) completing this survey--if possible, the Chapter/Faculty Advisor and at least one Chapter Officer: (Check all that apply.)

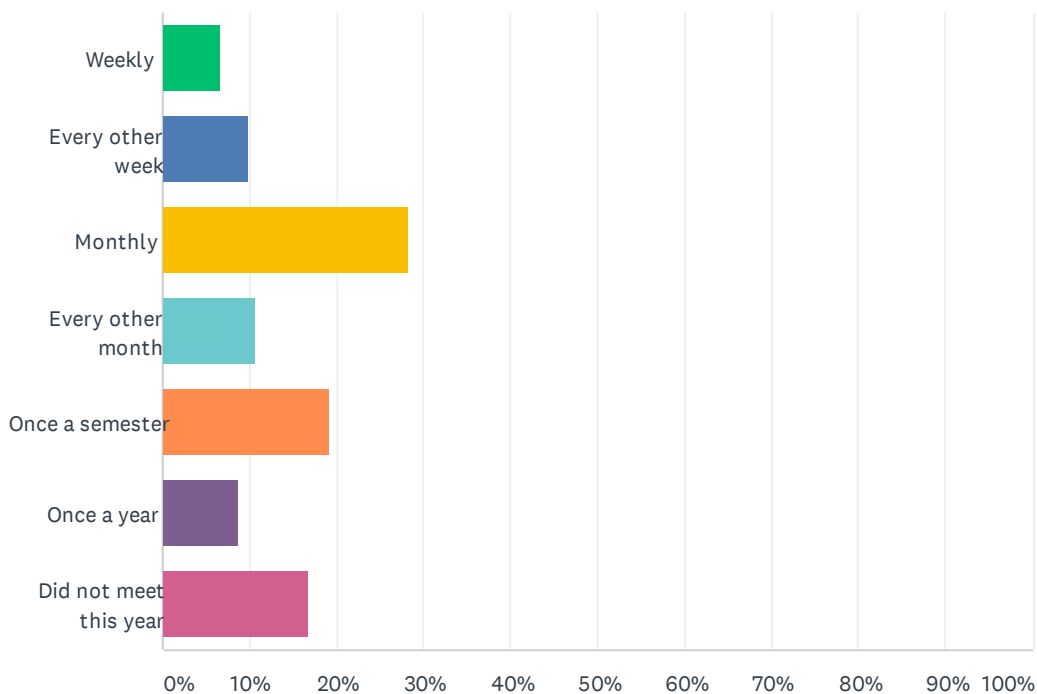
Answered: 492 Skipped: 0



ANSWER CHOICES	RESPONSES	
Chapter/Faculty Advisor	96.54%	475
Chapter President	4.47%	22
Other Chapter Officer	1.22%	6
Department Secretary	0.20%	1
Other (please specify)	2.03%	10
Total Respondents: 492		

Q3 Chapter Meetings: Prior to the school closures, approximately how often did your chapter hold chapter meetings?

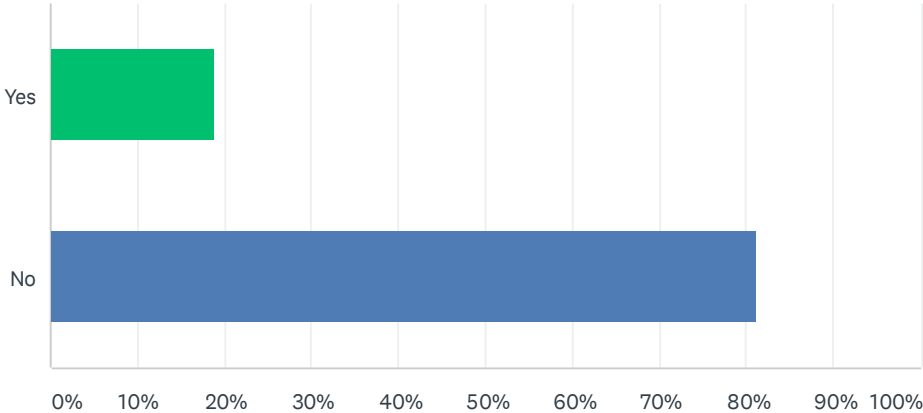
Answered: 492 Skipped: 0



ANSWER CHOICES	RESPONSES	
Weekly	6.71%	33
Every other week	9.76%	48
Monthly	28.25%	139
Every other month	10.57%	52
Once a semester	19.31%	95
Once a year	8.74%	43
Did not meet this year	16.67%	82
TOTAL		492

Q4 After schools were closed due to the virus, were you able to hold virtual meetings?

Answered: 492 Skipped: 0



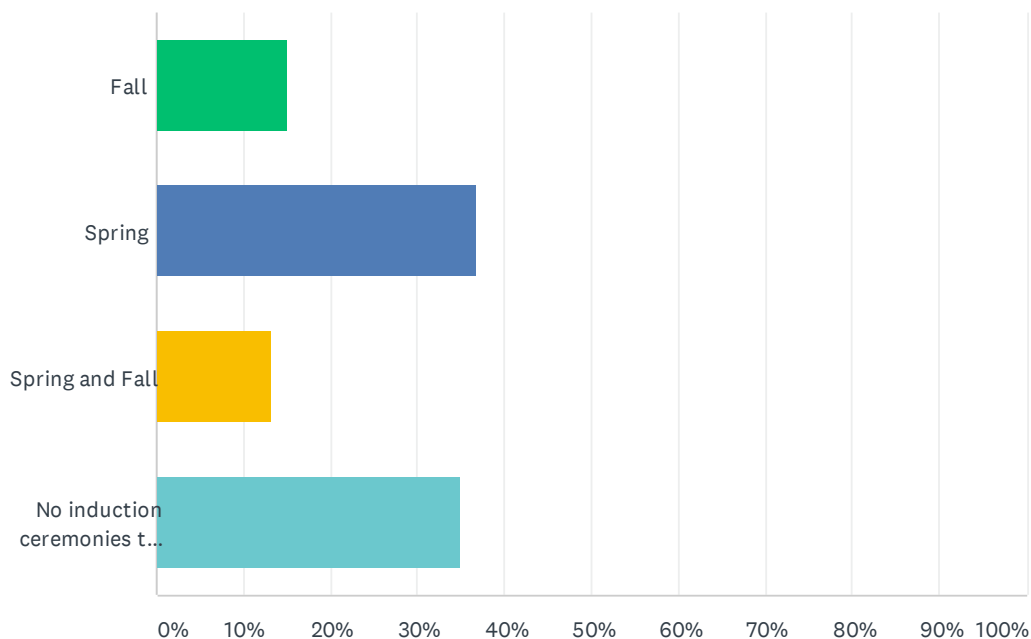
ANSWER CHOICES	RESPONSES	
Yes	18.90%	93
No	81.10%	399
TOTAL		492

Q5 If your answer to the previous question was "yes," please share how you held virtual meetings.

Answered: 99 Skipped: 393

Q6 Induction Ceremonies: When does your chapter hold induction ceremonies for new members?

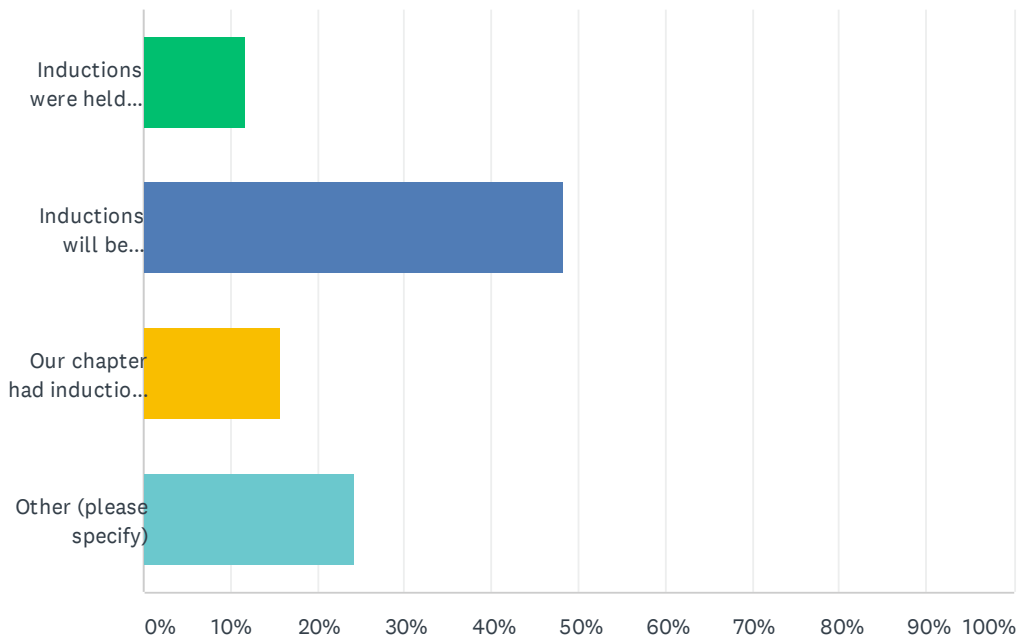
Answered: 492 Skipped: 0



ANSWER CHOICES	RESPONSES	
Fall	15.04%	74
Spring	36.79%	181
Spring and Fall	13.21%	65
No induction ceremonies this year	34.96%	172
TOTAL		492

Q7 In light of the school closures, how were spring inductions handled?

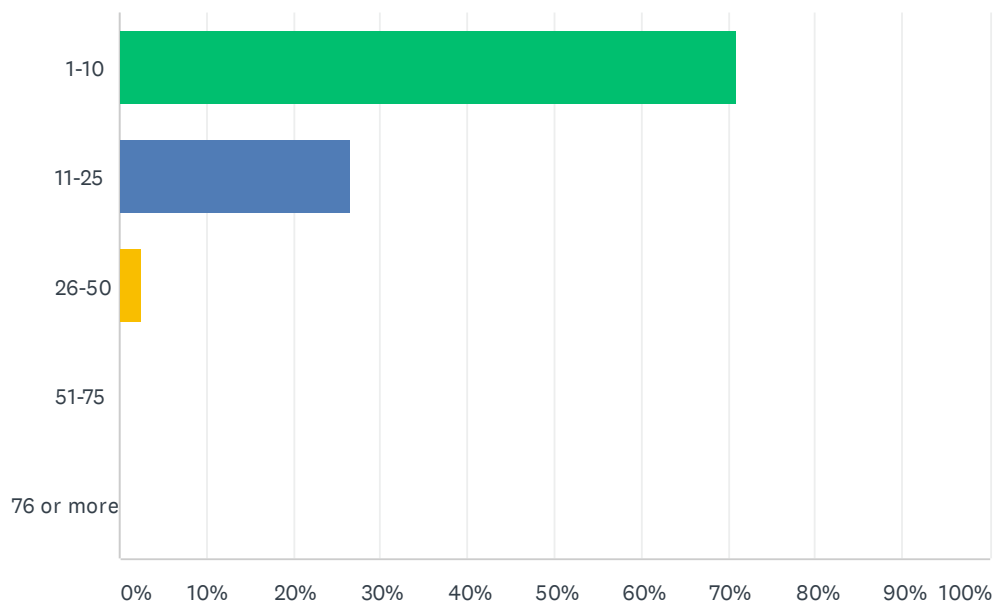
Answered: 460 Skipped: 32



ANSWER CHOICES	RESPONSES	
Inductions were held virtually	11.74%	54
Inductions will be postponed until fall	48.26%	222
Our chapter had inductions in Fall 2019 and did not have Spring inductions planned	15.65%	72
Other (please specify)	24.35%	112
TOTAL		460

Q8 Chapter Membership: How many members of your chapter would you consider to be "active" members (regularly attend meetings, participate in chapter events, etc.)?

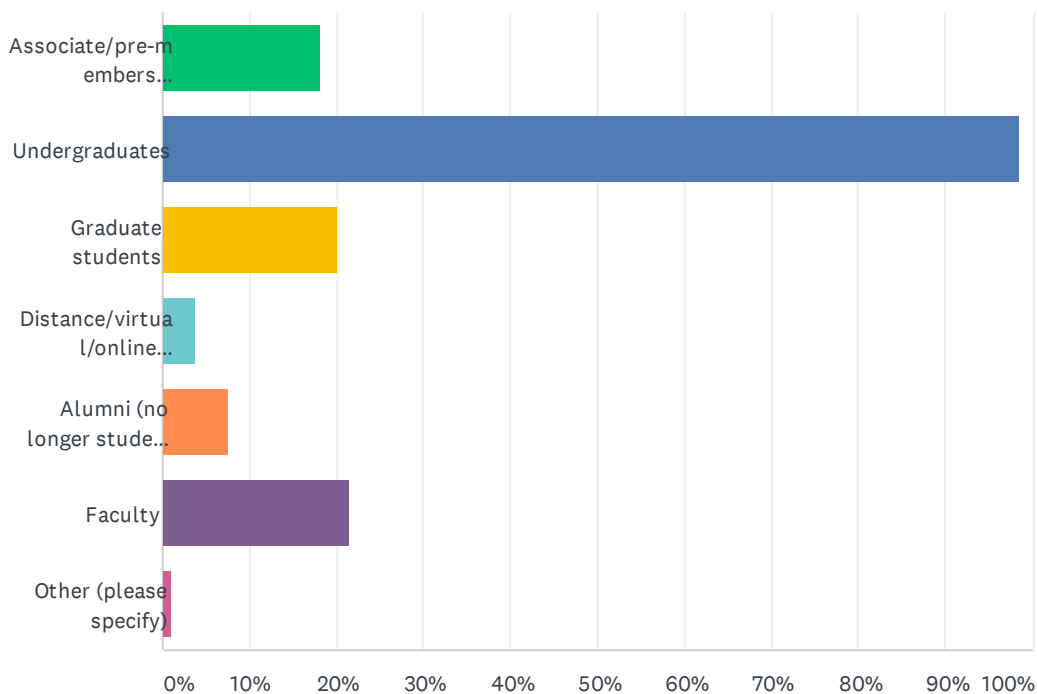
Answered: 492 Skipped: 0



ANSWER CHOICES	RESPONSES	COUNT
1-10	70.93%	349
11-25	26.63%	131
26-50	2.44%	12
51-75	0.00%	0
76 or more	0.00%	0
TOTAL		492

Q9 Chapter Membership: How would you categorize your chapter membership?(Check all that apply.)

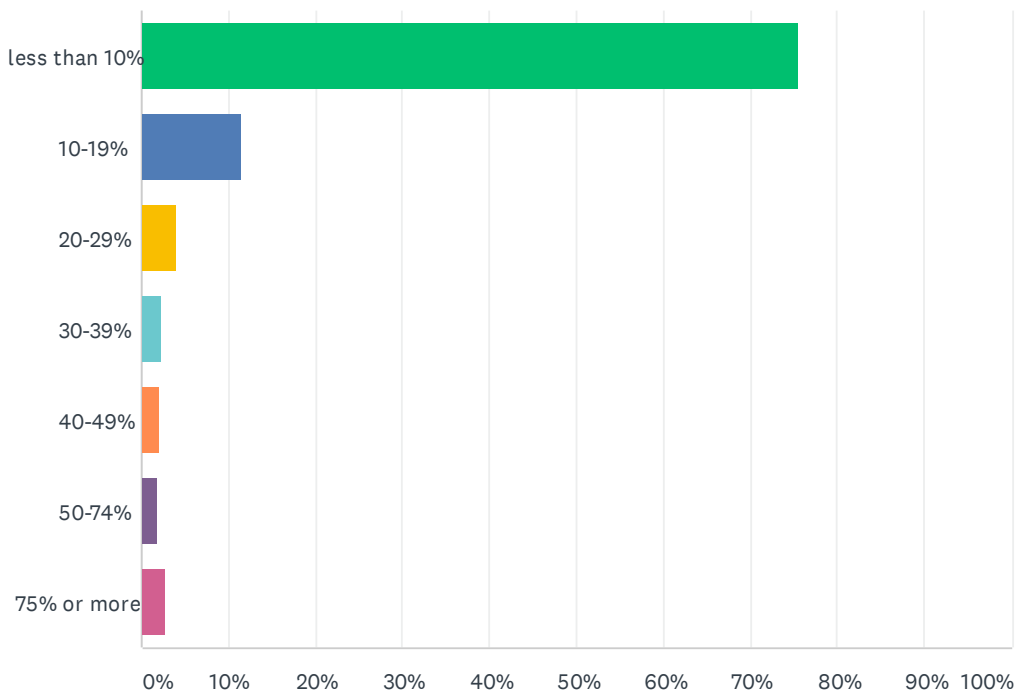
Answered: 492 Skipped: 0



ANSWER CHOICES	RESPONSES	
Associate/pre-members (interested individuals not yet qualified for induction at the Society level)	18.29%	90
Undergraduates	98.58%	485
Graduate students	20.12%	99
Distance/virtual/online students	3.86%	19
Alumni (no longer students but continue to participate in chapter activities)	7.52%	37
Faculty	21.54%	106
Other (please specify)	1.02%	5
Total Respondents: 492		

Q10 Chapter Membership: Approximately what percentage of your chapter membership consists of non-traditional students?

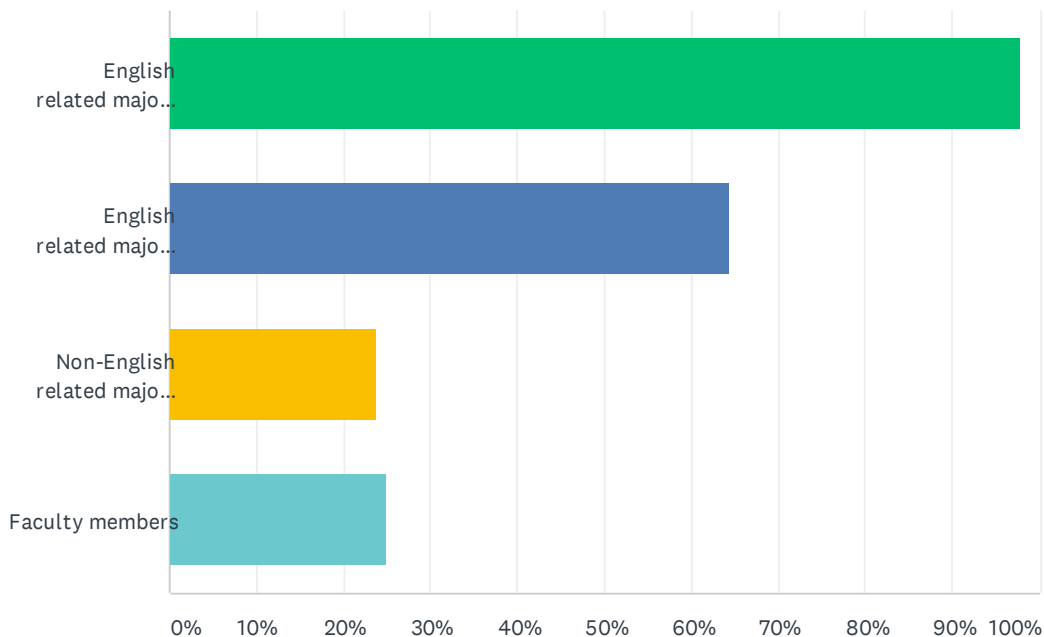
Answered: 483 Skipped: 9



ANSWER CHOICES	RESPONSES	
less than 10%	75.57%	365
10-19%	11.59%	56
20-29%	3.93%	19
30-39%	2.28%	11
40-49%	2.07%	10
50-74%	1.86%	9
75% or more	2.69%	13
TOTAL		483

Q11 Chapter Membership: Please describe area(s) of study of your chapter members.(Check all that apply.)

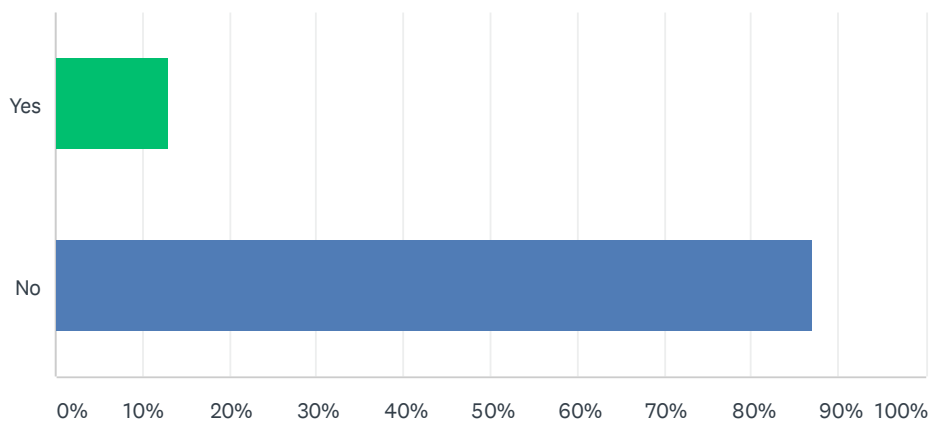
Answered: 492 Skipped: 0



ANSWER CHOICES	RESPONSES	
English related majors or minors	97.97%	482
English related majors or minors seeking secondary teacher certification	64.43%	317
Non-English related majors or minors	23.78%	117
Faculty members	24.80%	122
Total Respondents: 492		

Q12 Does your chapter membership application process require other documentation beyond the GPA requirements (i.e., letters of recommendation, writing samples, etc.)? Please share specific details.

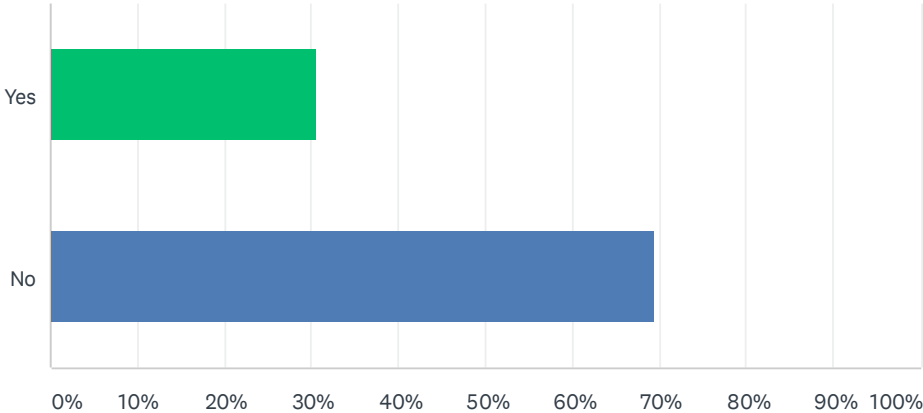
Answered: 492 Skipped: 0



ANSWER CHOICES	RESPONSES	
Yes	13.01%	64
No	86.99%	428
TOTAL		492

Q13 Local Dues: Does your chapter collect local dues (in addition to the current one-time international induction fee)?

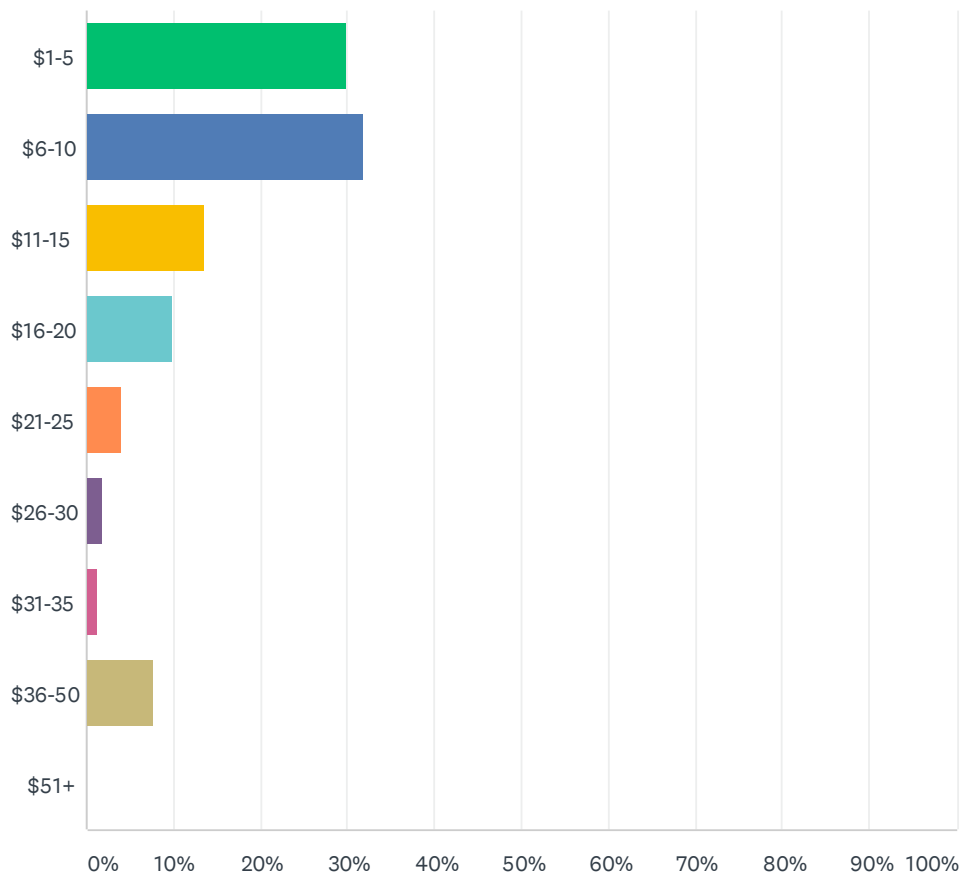
Answered: 492 Skipped: 0



ANSWER CHOICES	RESPONSES	
Yes	30.49%	150
No	69.51%	342
TOTAL		492

Q14 If your answer to the previous question was "yes," how much are your chapter's local dues?

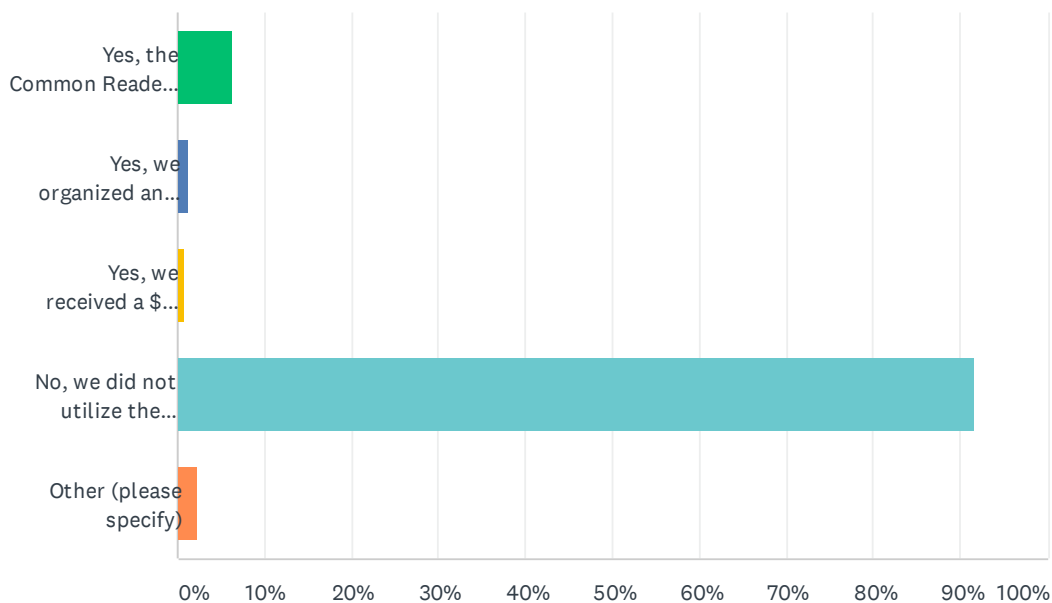
Answered: 154 Skipped: 338



ANSWER CHOICES	RESPONSES	
\$1-5	29.87%	46
\$6-10	31.82%	49
\$11-15	13.64%	21
\$16-20	9.74%	15
\$21-25	3.90%	6
\$26-30	1.95%	3
\$31-35	1.30%	2
\$36-50	7.79%	12
\$51+	0.00%	0
TOTAL		154

Q15 Common Reader: Did your chapter utilize Sigma Tau Delta's 2019-2020 Common Reader, Red: Passion and Patience in the Desert, By Terry Tempest Williams?

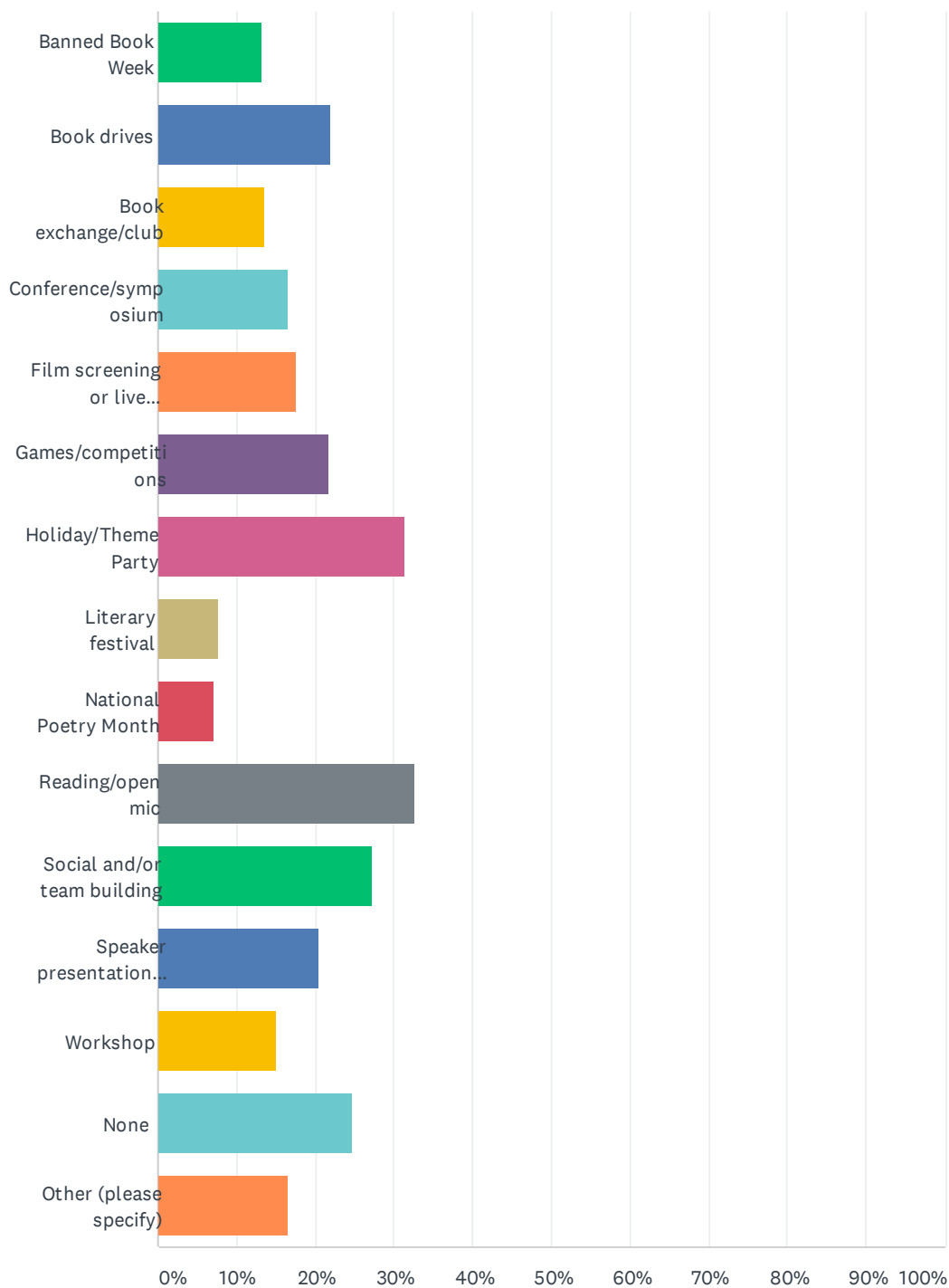
Answered: 486 Skipped: 6



ANSWER CHOICES	RESPONSES	
Yes, the Common Reader was promoted/discussed within the chapter	6.38%	31
Yes, we organized and hosted a local event or activity based on the Common Reader	1.23%	6
Yes, we received a \$100 Regents' Common Reader Award for a local event or activity based on the Common Reader	0.82%	4
No, we did not utilize the Common Reader	91.56%	445
Other (please specify)	2.26%	11
Total Respondents: 486		

Q16 Campus/Local Events (events your chapter hosted or participated in on your campus or in the local community)

Answered: 486 Skipped: 6

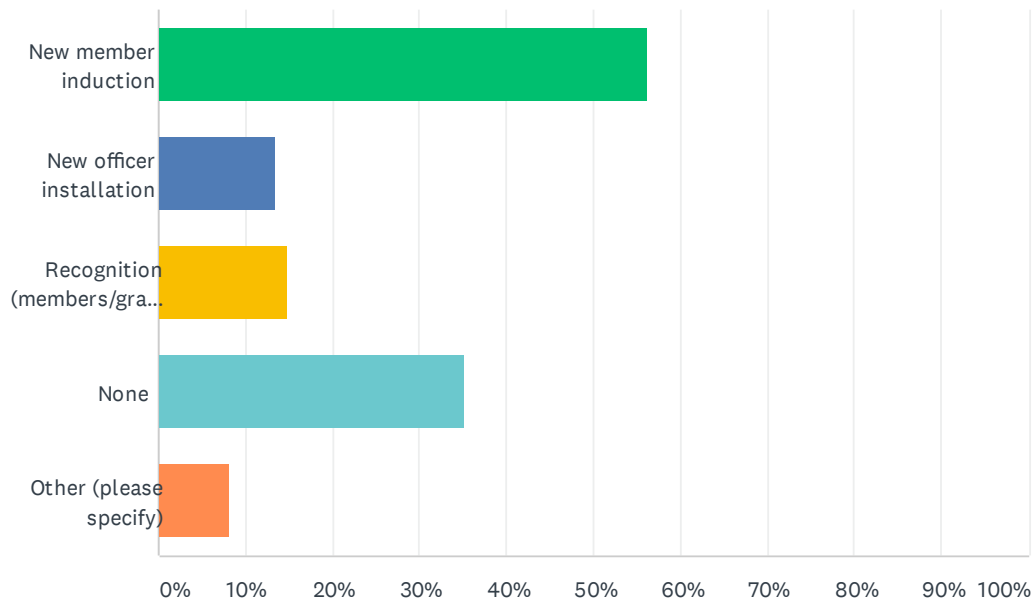


Sigma Tau Delta 2019-2020 Chapter Annual Report

ANSWER CHOICES	RESPONSES	
Banned Book Week	13.17%	64
Book drives	22.02%	107
Book exchange/club	13.58%	66
Conference/symposium	16.46%	80
Film screening or live performance	17.49%	85
Games/competitions	21.81%	106
Holiday/Theme Party	31.48%	153
Literary festival	7.82%	38
National Poetry Month	7.20%	35
Reading/open mic	32.72%	159
Social and/or team building	27.16%	132
Speaker presentation/lecture	20.58%	100
Workshop	15.02%	73
None	24.69%	120
Other (please specify)	16.46%	80
Total Respondents: 486		

Q17 Ceremonies

Answered: 486 Skipped: 6

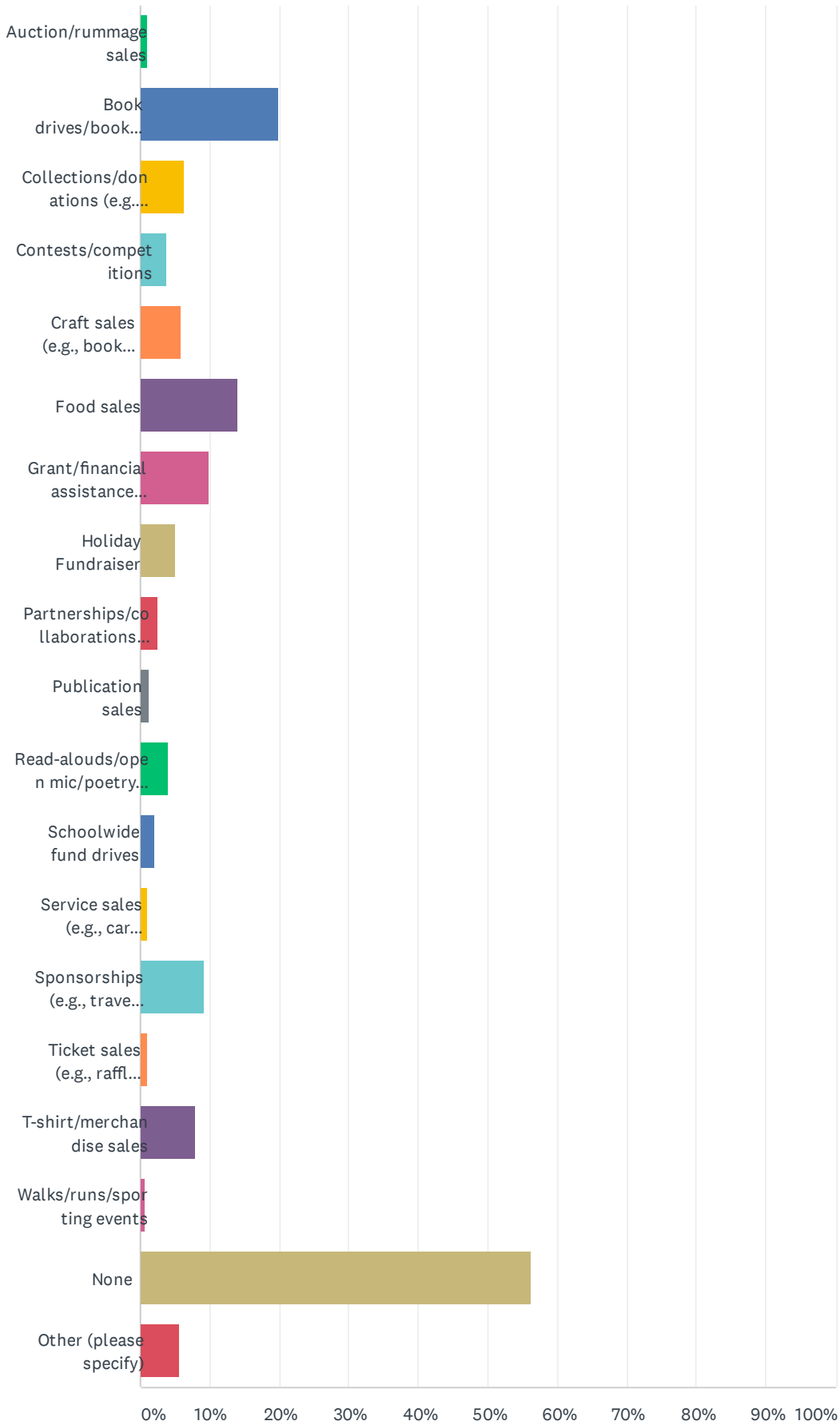


ANSWER CHOICES	RESPONSES	
New member induction	56.38%	274
New officer installation	13.37%	65
Recognition (members/graduates/faculty)	14.81%	72
None	35.19%	171
Other (please specify)	8.23%	40
Total Respondents: 486		

Q18 Fundraising

Answered: 486 Skipped: 6

Sigma Tau Delta 2019-2020 Chapter Annual Report

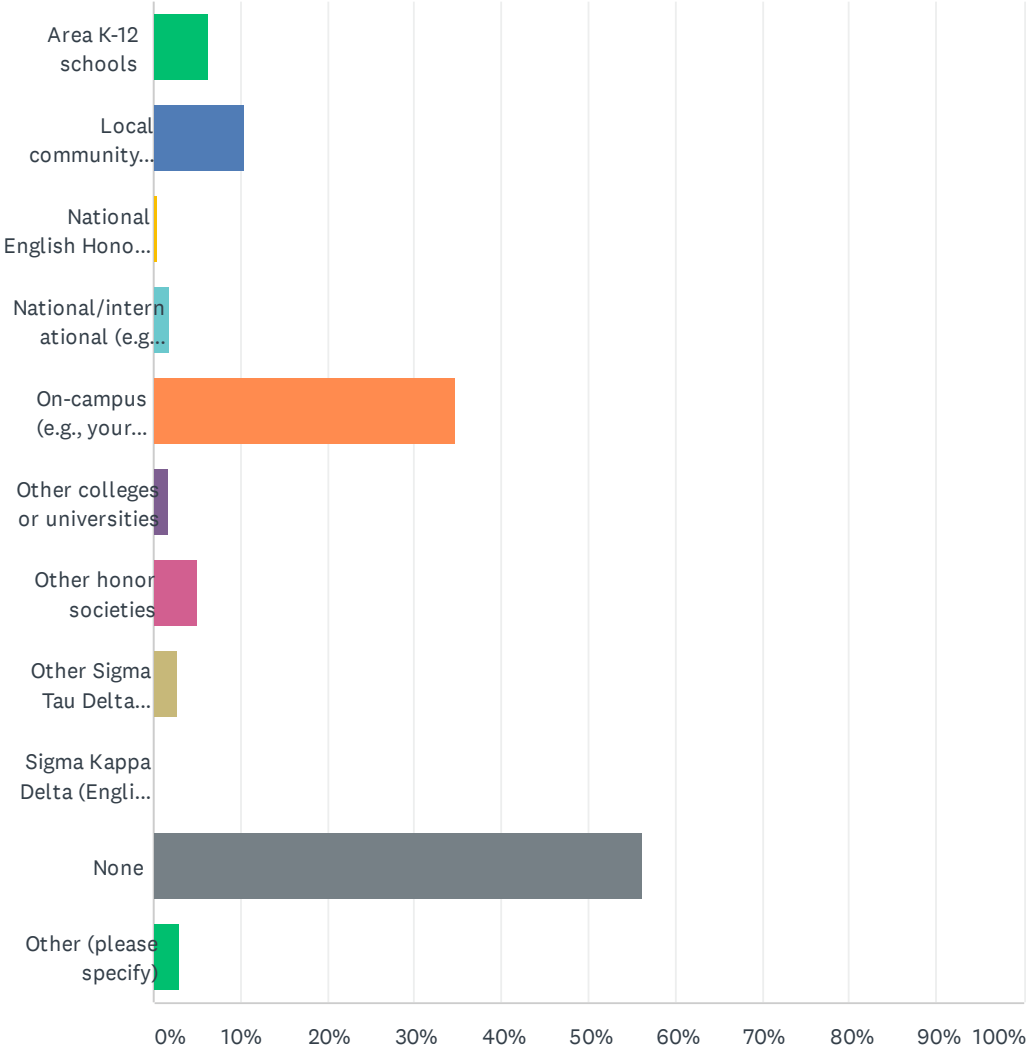


Sigma Tau Delta 2019-2020 Chapter Annual Report

ANSWER CHOICES	RESPONSES	
Auction/rummage sales	1.03%	5
Book drives/book sales	19.96%	97
Collections/donations (e.g., donation jar in English Dept.)	6.17%	30
Contests/competitions	3.70%	18
Craft sales (e.g., book marks/covers/bags, cards, buttons)	5.76%	28
Food sales	13.99%	68
Grant/financial assistance applications (e.g., written request to dept., college, student government, dean)	9.88%	48
Holiday Fundraiser	4.94%	24
Partnerships/collaborations with area businesses (e.g., receipt collection, coupon resale, percentage of sales)	2.47%	12
Publication sales	1.23%	6
Read-alouds/open mic/poetry slams	3.91%	19
Schoolwide fund drives	2.06%	10
Service sales (e.g., car wash, office chores, proofreading, mentoring/tutoring, yard work)	1.03%	5
Sponsorships (e.g., travel funds from dept., school, family, friends)	9.26%	45
Ticket sales (e.g., raffles, events)	1.03%	5
T-shirt/merchandise sales	8.02%	39
Walks/runs/sporting events	0.62%	3
None	56.38%	274
Other (please specify)	5.56%	27
Total Respondents: 486		

Q19 Partnerships

Answered: 486 Skipped: 6

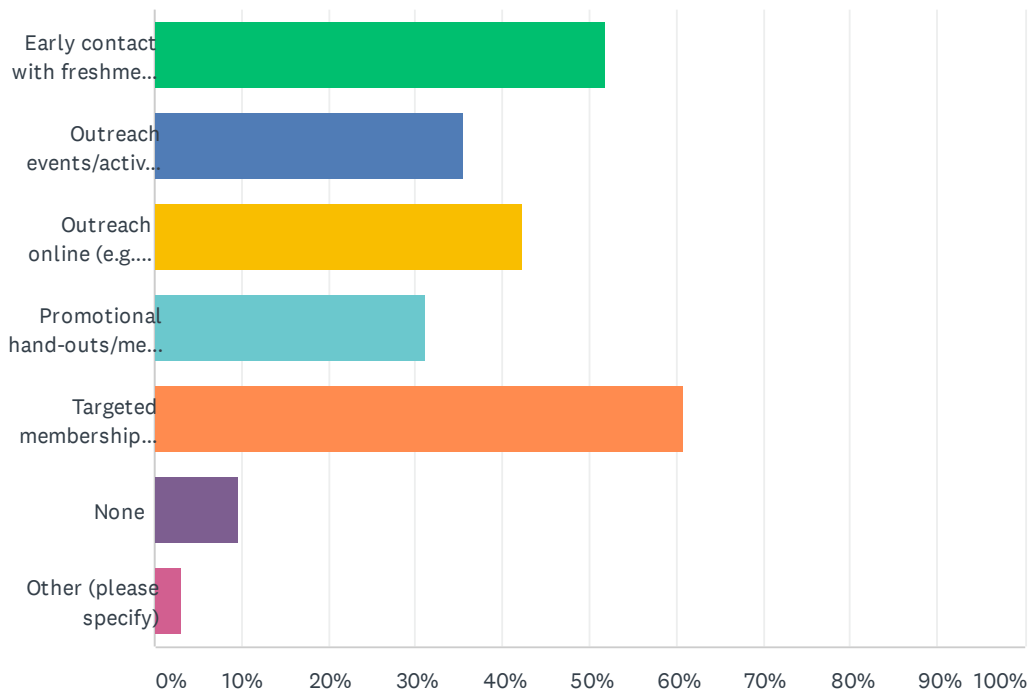


Sigma Tau Delta 2019-2020 Chapter Annual Report

ANSWER CHOICES	RESPONSES	
Area K-12 schools	6.38%	31
Local community (e.g., campaigns/events, charitable organizations/programs, hospitals, libraries, nursing homes)	10.49%	51
National English Honor Society (NEHS) chapters at local high schools	0.41%	2
National/international (e.g., campaigns/events, charitable organizations/programs)	1.85%	9
On-campus (e.g., your school, other departments, other campus organizations/clubs)	34.77%	169
Other colleges or universities	1.65%	8
Other honor societies	4.94%	24
Other Sigma Tau Delta chapters	2.67%	13
Sigma Kappa Delta (English honor society for two-year colleges) chapters	0.00%	0
None	56.17%	273
Other (please specify)	2.88%	14
Total Respondents: 486		

Q20 Recruitment

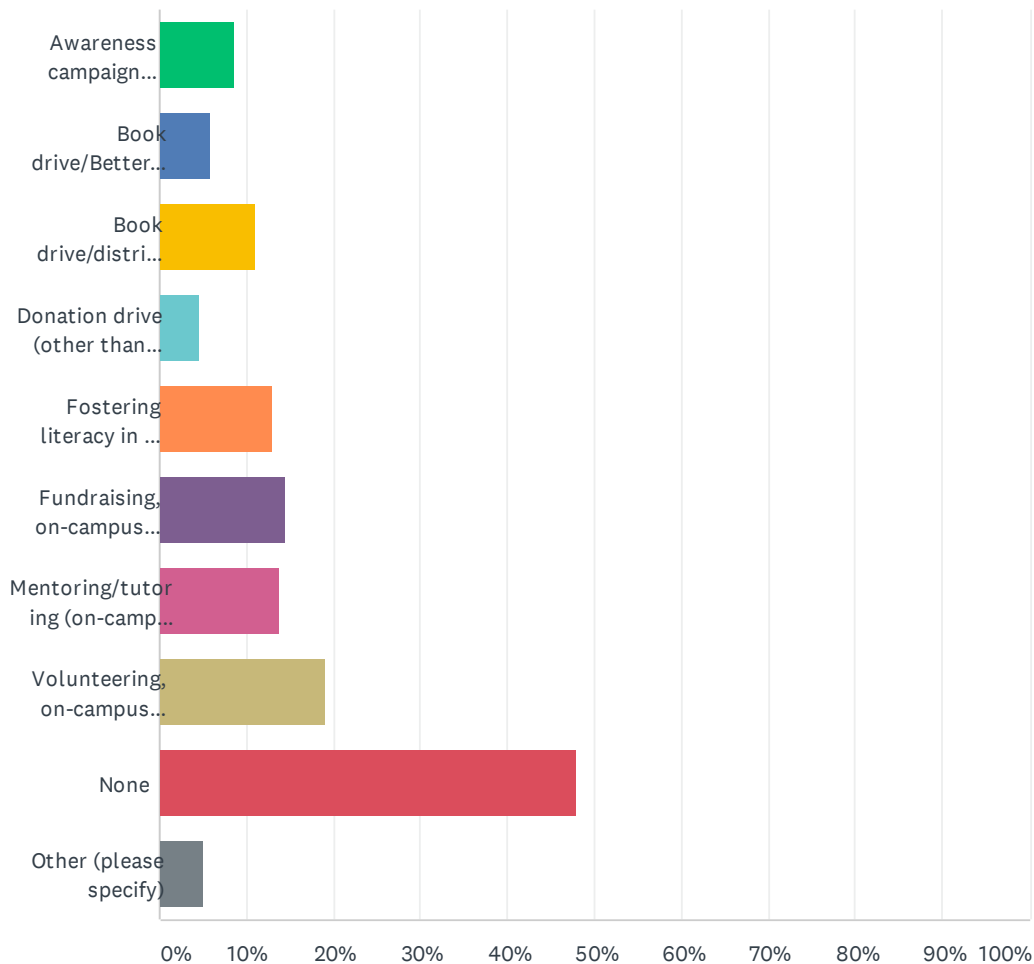
Answered: 486 Skipped: 6



ANSWER CHOICES	RESPONSES	
Early contact with freshmen, sophomores, and others not yet qualified for induction at the Society level	51.85%	252
Outreach events/activities (e.g., classroom visits, exhibits at various locations/events)	35.60%	173
Outreach online (e.g., email, website, Facebook, and/or blog promotions)	42.18%	205
Promotional hand-outs/media (e.g., chapter flyer, brochure, bulletin board, display)	31.28%	152
Targeted membership drive (e.g., email, letter, or personal invitations to qualified students)	60.91%	296
None	9.67%	47
Other (please specify)	3.09%	15
Total Respondents: 486		

Q21 Service

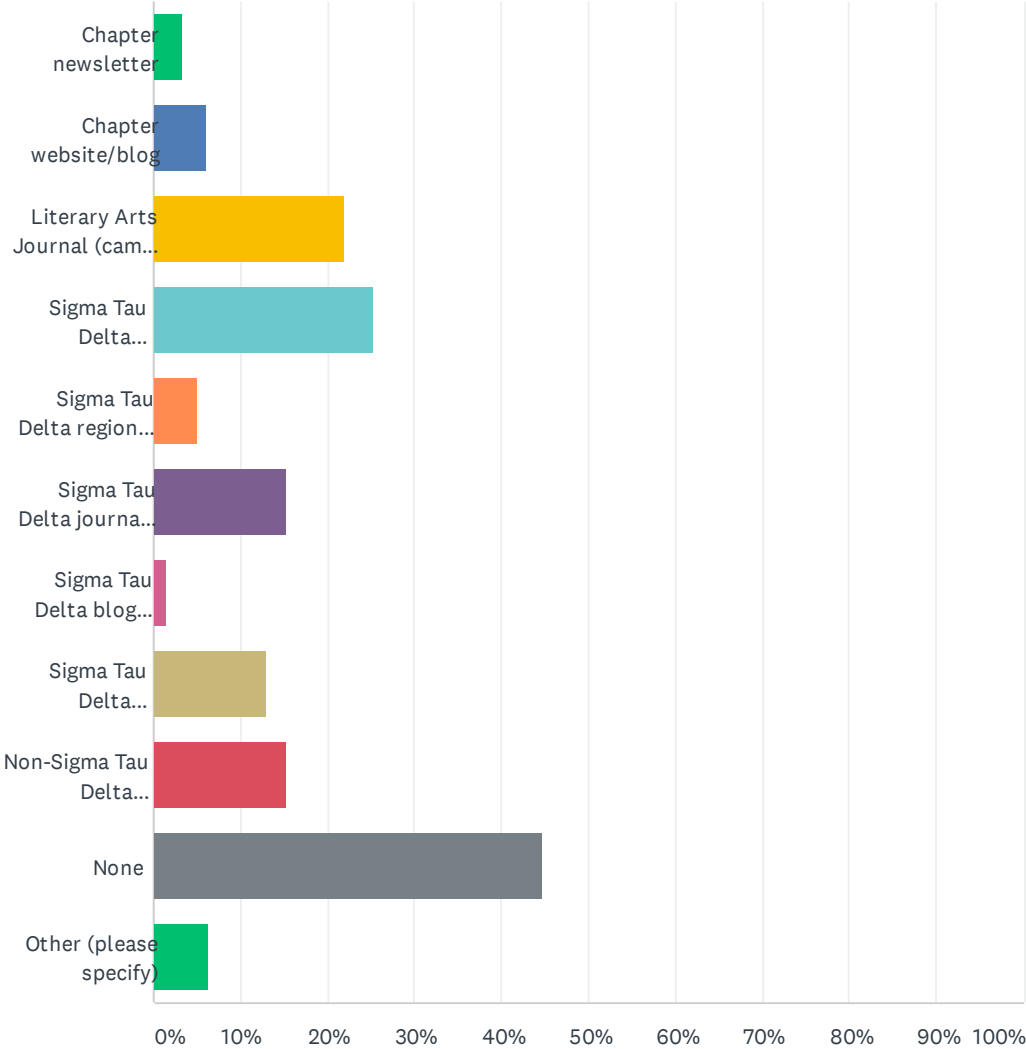
Answered: 486 Skipped: 6



ANSWER CHOICES	RESPONSES	
Awareness campaign (posters, parades, campus activism, etc.)	8.64%	42
Book drive/Better World Books (BWB)	5.76%	28
Book drive/distribution (other than BWB)	11.11%	54
Donation drive (other than books)	4.53%	22
Fostering literacy in the community, schools, etc.	12.96%	63
Fundraising, on-campus and/or community (e.g., school/departments/campus organizations)	14.40%	70
Mentoring/tutoring (on-campus, off-campus, and/or community)	13.79%	67
Volunteering, on-campus and/or community (e.g., charitable causes/programs/organizations)	19.14%	93
None	47.94%	233
Other (please specify)	4.94%	24
Total Respondents: 486		

Q22 Writing and Publishing

Answered: 486 Skipped: 6

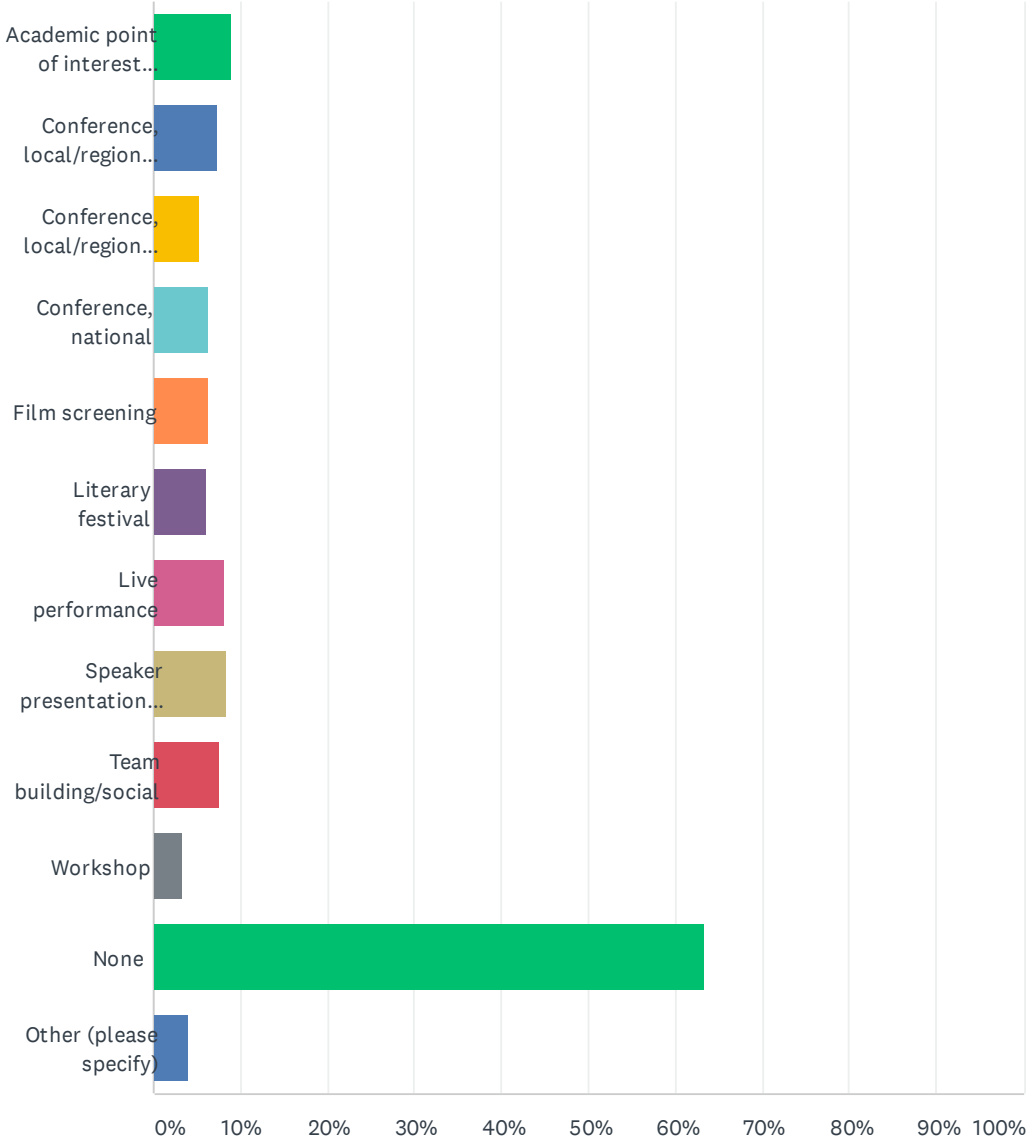


Sigma Tau Delta 2019-2020 Chapter Annual Report

ANSWER CHOICES	RESPONSES	
Chapter newsletter	3.29%	16
Chapter website/blog	5.97%	29
Literary Arts Journal (campus literary publication) with Sigma Tau Delta members involved in its production	22.02%	107
Sigma Tau Delta international convention submissions	25.31%	123
Sigma Tau Delta regional conference submissions	4.94%	24
Sigma Tau Delta journal submissions (The Rectangle; The Review)	15.23%	74
Sigma Tau Delta blog submissions (e.g., chapter spotlights, event write-ups, advice articles, etc.)	1.44%	7
Sigma Tau Delta scholarship/award/grant applications	12.96%	63
Non-Sigma Tau Delta paper/article submissions	15.23%	74
None	44.86%	218
Other (please specify)	6.17%	30
Total Respondents: 486		

Q23 Field Trips

Answered: 486 Skipped: 6

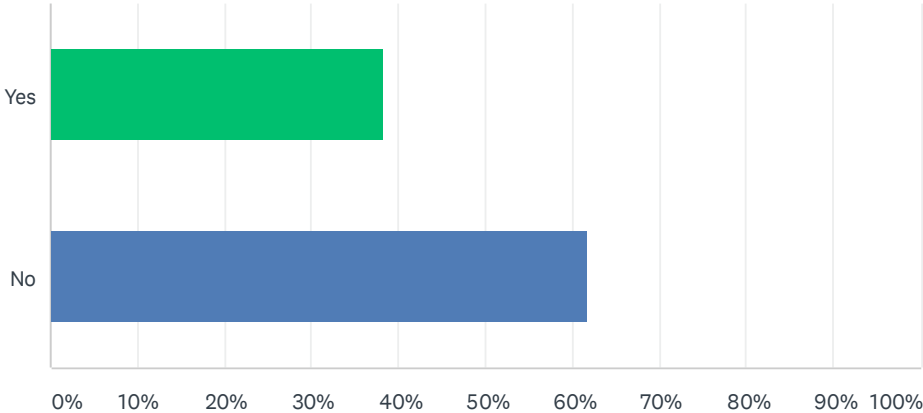


Sigma Tau Delta 2019-2020 Chapter Annual Report

ANSWER CHOICES	RESPONSES	
Academic point of interest (library, museum, author birthplace, etc.)	9.05%	44
Conference, local/regional (Sigma Tau Delta)	7.41%	36
Conference, local/regional (other)	5.14%	25
Conference, national	6.38%	31
Film screening	6.38%	31
Literary festival	5.97%	29
Live performance	8.23%	40
Speaker presentation/lecture	8.44%	41
Team building/social	7.61%	37
Workshop	3.29%	16
None	63.37%	308
Other (please specify)	3.91%	19
Total Respondents: 486		

Q24 Do you know about the Sigma Tau Delta Noteworthy Activities database?

Answered: 486 Skipped: 6



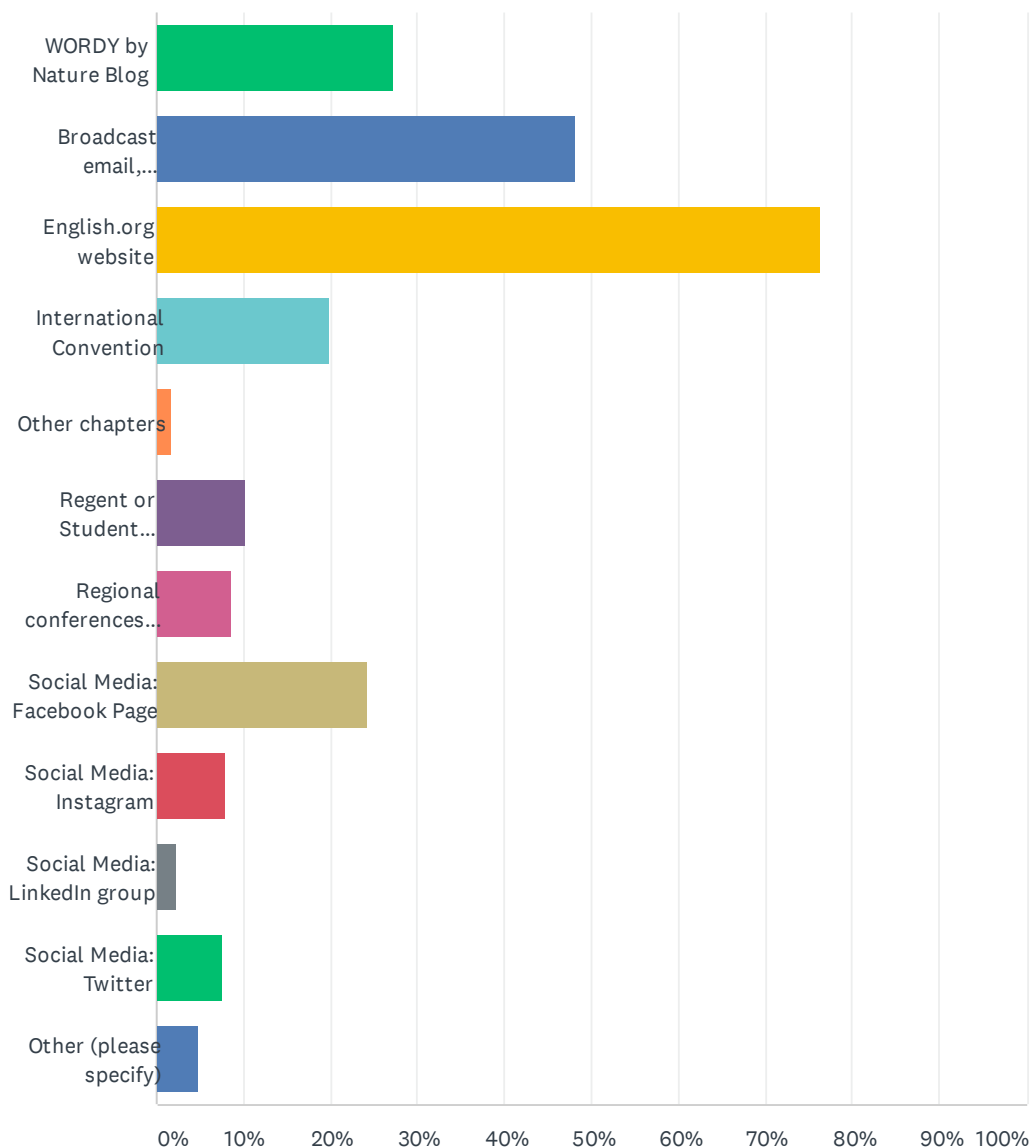
ANSWER CHOICES	RESPONSES	
Yes	38.27%	186
No	61.73%	300
TOTAL		486

Q25 Most Noteworthy Activity: Please share your chapter's single most noteworthy 2019-2020 activity, including a brief description of how the activity was carried out and what impact it had on students and/or the community. Activities that are innovative, unique, and/or particularly noteworthy to the Society as a whole may be added to a searchable database in the Chapter Life section of Sigma Tau Delta's website.

Answered: 220 Skipped: 272

Q26 Sigma Tau Delta Resources: From which of these Sigma Tau Delta sources does your chapter currently access Society news/information/resources?(Check all that apply.)

Answered: 481 Skipped: 11

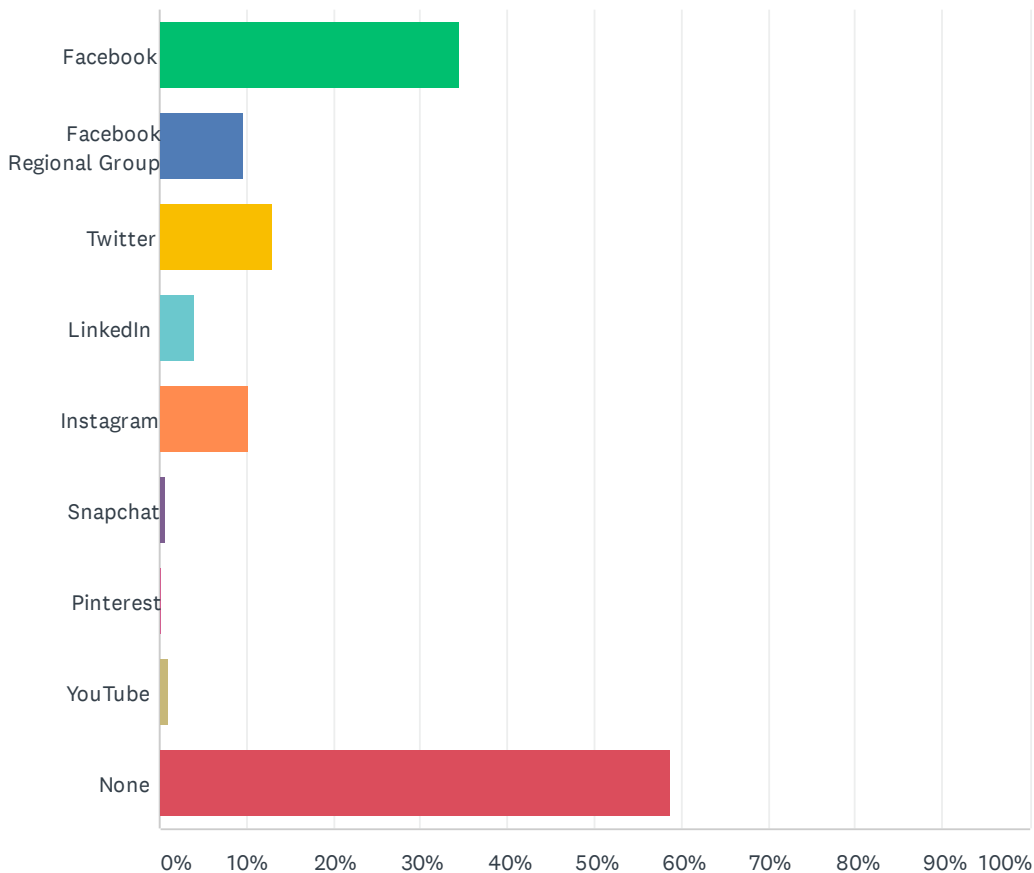


Sigma Tau Delta 2019-2020 Chapter Annual Report

ANSWER CHOICES	RESPONSES	
WORDY by Nature Blog	27.23%	131
Broadcast email, including Footnotes	48.02%	231
English.org website	76.30%	367
International Convention	19.96%	96
Other chapters	1.66%	8
Regent or Student Representatives	10.19%	49
Regional conferences and/or events	8.52%	41
Social Media: Facebook Page	24.32%	117
Social Media: Instagram	7.90%	38
Social Media: LinkedIn group	2.29%	11
Social Media: Twitter	7.48%	36
Other (please specify)	4.78%	23
Total Respondents: 481		

Q27 Which Sigma Tau Delta social media platforms do you follow?

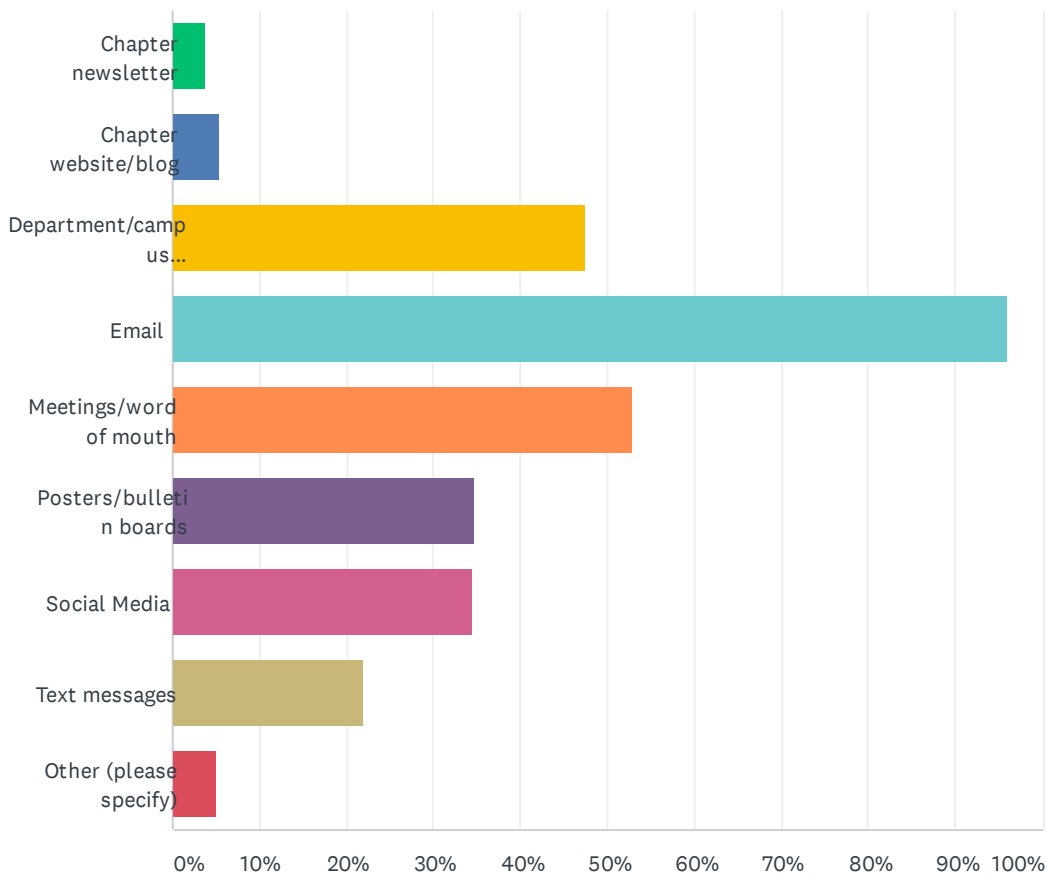
Answered: 481 Skipped: 11



ANSWER CHOICES	RESPONSES	
Facebook	34.51%	166
Facebook Regional Group	9.56%	46
Twitter	12.89%	62
LinkedIn	3.95%	19
Instagram	10.19%	49
Snapchat	0.62%	3
Pinterest	0.21%	1
YouTube	1.04%	5
None	58.84%	283
Total Respondents: 481		

Q28 Chapter Communications: Which of the following ways do you and your chapter use to communicate with chapter members and/or to share information about your chapter with others? (Check all that apply.)

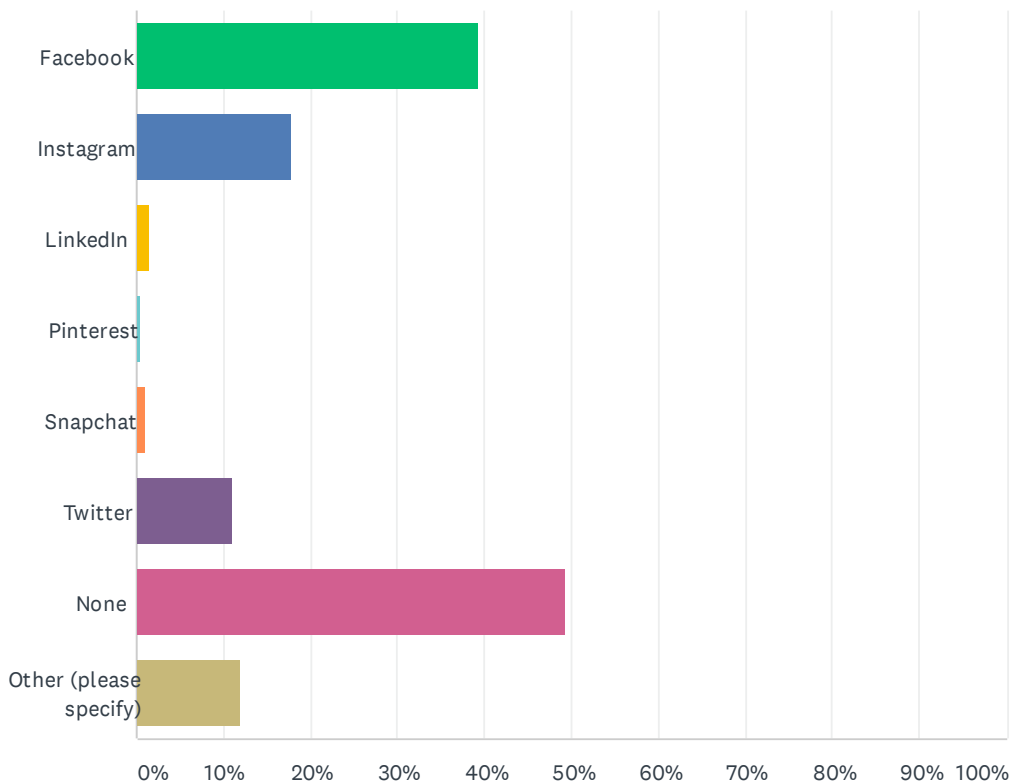
Answered: 481 Skipped: 11



ANSWER CHOICES	RESPONSES	
Chapter newsletter	3.74%	18
Chapter website/blog	5.41%	26
Department/campus communications	47.40%	228
Email	96.05%	462
Meetings/word of mouth	53.01%	255
Posters/bulletin boards	34.72%	167
Social Media	34.51%	166
Text messages	22.04%	106
Other (please specify)	4.99%	24
Total Respondents: 481		

Q29 What social media platforms does your chapter use to communicate with your chapter members? (Check all that apply.)

Answered: 481 Skipped: 11



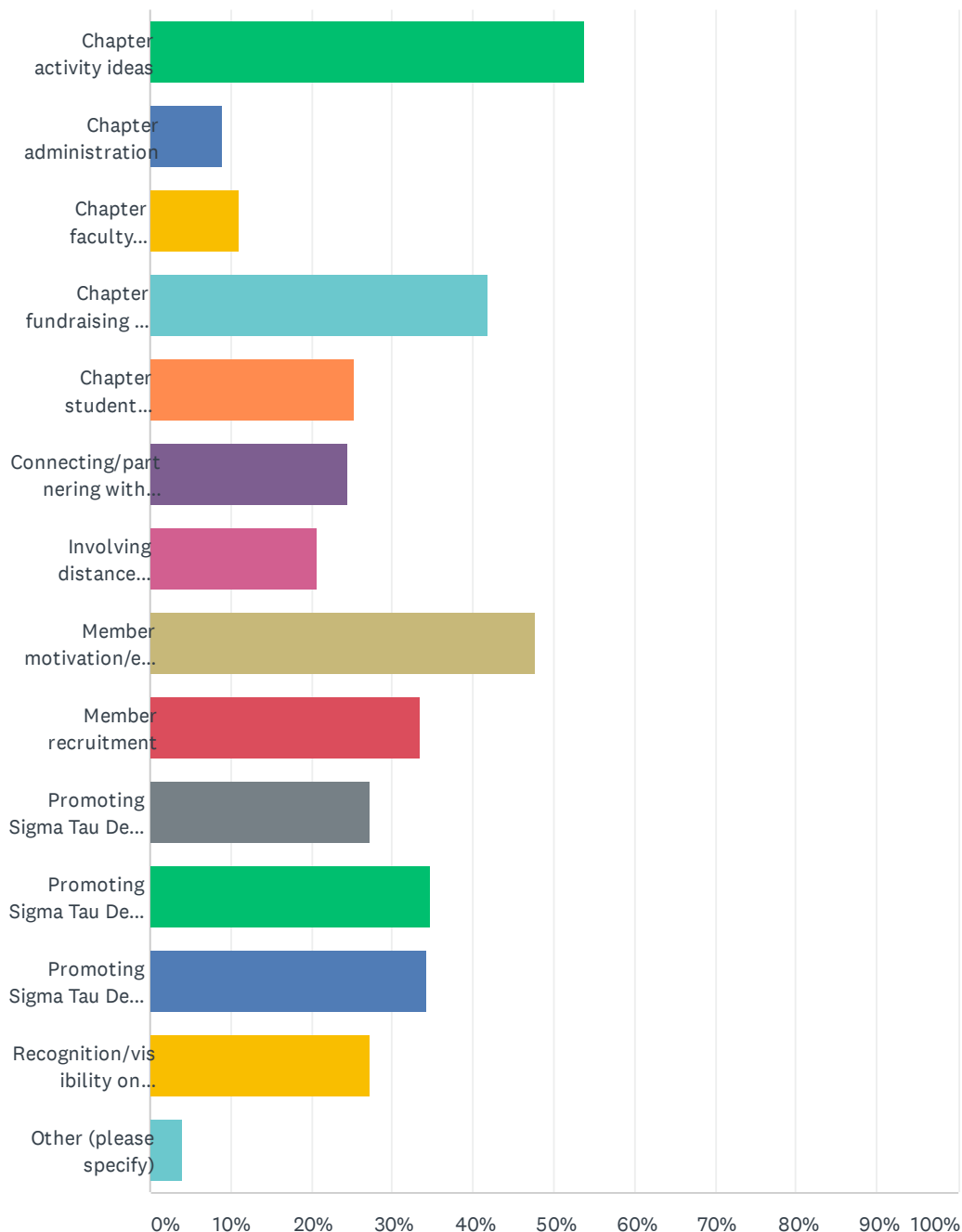
ANSWER CHOICES	RESPONSES
Facebook	39.29% 189
Instagram	17.88% 86
LinkedIn	1.46% 7
Pinterest	0.42% 2
Snapchat	1.04% 5
Twitter	11.02% 53
None	49.27% 237
Other (please specify)	11.85% 57
Total Respondents: 481	

Q30 (Optional) Please provide the URLs for your chapter website, blog, online journal, and/or other sites you would like to share with your Sigma Tau Delta regional representatives as well any social media handles.

Answered: 61 Skipped: 431

Q31 Assistance: Please check areas where your Sigma Tau Delta Regent, Student Representatives, Board of Directors, and/or the Central Office could be of assistance to your chapter. (Check all that apply.)

Answered: 323 Skipped: 169

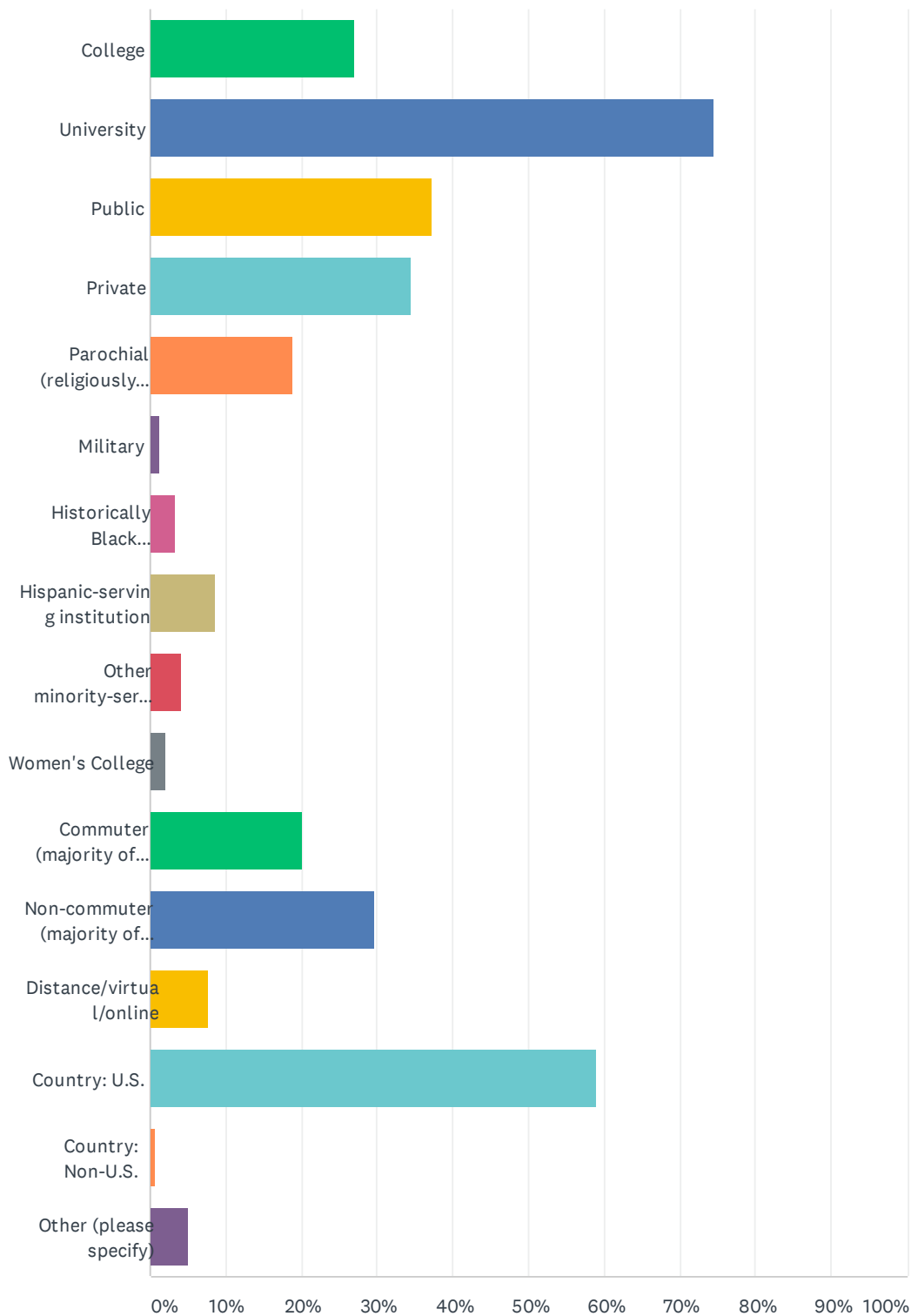


Sigma Tau Delta 2019-2020 Chapter Annual Report

ANSWER CHOICES	RESPONSES	
Chapter activity ideas	53.87%	174
Chapter administration	8.98%	29
Chapter faculty leadership	11.15%	36
Chapter fundraising or service project ideas	41.80%	135
Chapter student leadership	25.39%	82
Connecting/partnering with other chapters	24.46%	79
Involving distance (online) and/or commuter students	20.74%	67
Member motivation/engagement	47.68%	154
Member recruitment	33.44%	108
Promoting Sigma Tau Delta convention/conference opportunities	27.24%	88
Promoting Sigma Tau Delta publishing opportunities	34.67%	112
Promoting Sigma Tau Delta scholarship and award opportunities	34.37%	111
Recognition/visibility on campus	27.24%	88
Other (please specify)	4.02%	13
Total Respondents: 323		

Q32 School Information: Please tell us how you would describe your school. (Check all that apply.)

Answered: 481 Skipped: 11

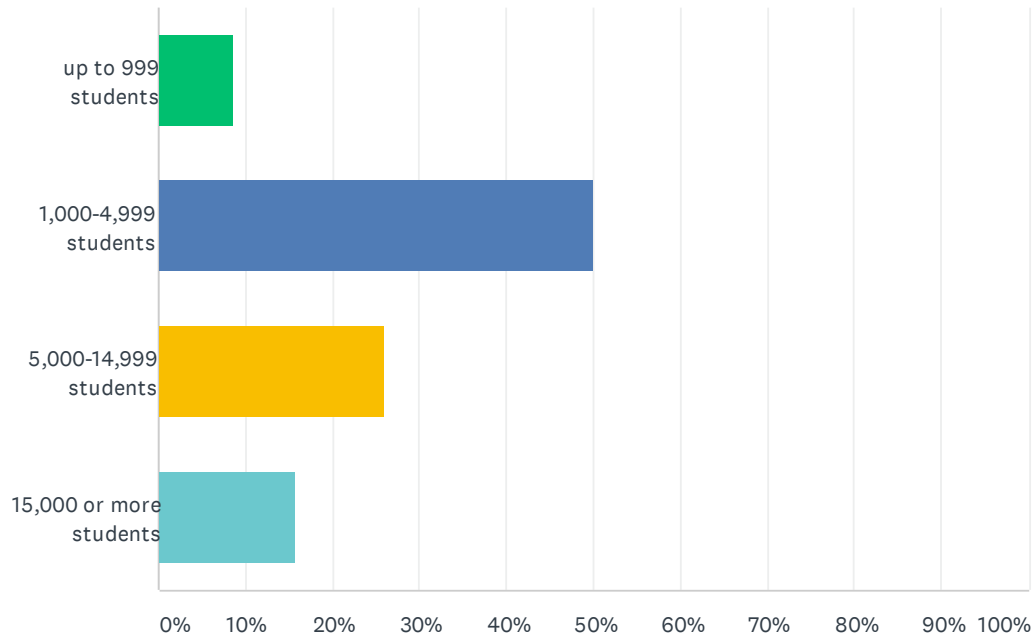


Sigma Tau Delta 2019-2020 Chapter Annual Report

ANSWER CHOICES	RESPONSES	
College	27.03%	130
University	74.43%	358
Public	37.21%	179
Private	34.51%	166
Parochial (religiously affiliated)	18.92%	91
Military	1.25%	6
Historically Black College/University (HBCU)	3.33%	16
Hispanic-serving institution	8.52%	41
Other minority-serving institution	4.16%	20
Women's College	2.08%	10
Commuter (majority of students live off-campus and commute to school)	20.17%	97
Non-commuter (majority of students live on or near campus)	29.73%	143
Distance/virtual/online	7.69%	37
Country: U.S.	59.04%	284
Country: Non-U.S.	0.62%	3
Other (please specify)	4.99%	24
Total Respondents: 481		

Q33 School Information: Please describe the enrollment at your school.

Answered: 481 Skipped: 11



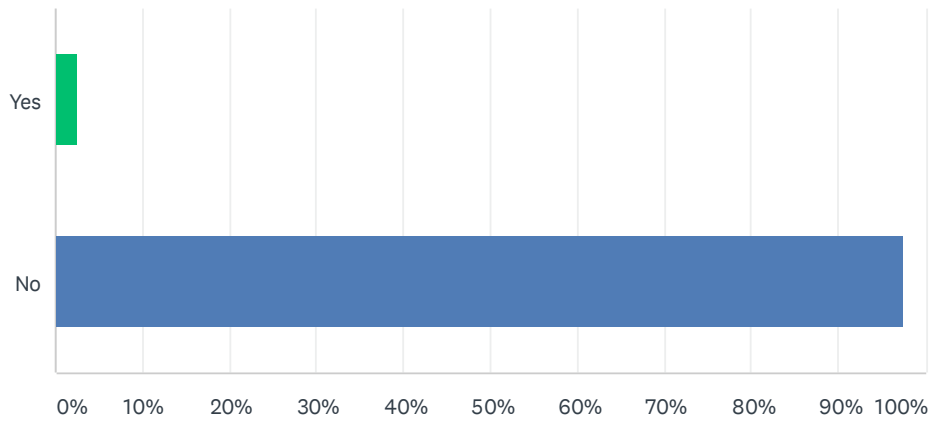
ANSWER CHOICES	RESPONSES	
up to 999 students	8.52%	41
1,000-4,999 students	49.90%	240
5,000-14,999 students	25.99%	125
15,000 or more students	15.59%	75
TOTAL		481

Q34 (Optional) Any additional comments/questions:

Answered: 38 Skipped: 454

Q35 Does your chapter plan to apply for the Outstanding Chapter Award? (Application due date: June 15, 2020)

Answered: 481 Skipped: 11



ANSWER CHOICES	RESPONSES	
Yes	2.49%	12
No	97.51%	469
TOTAL		481